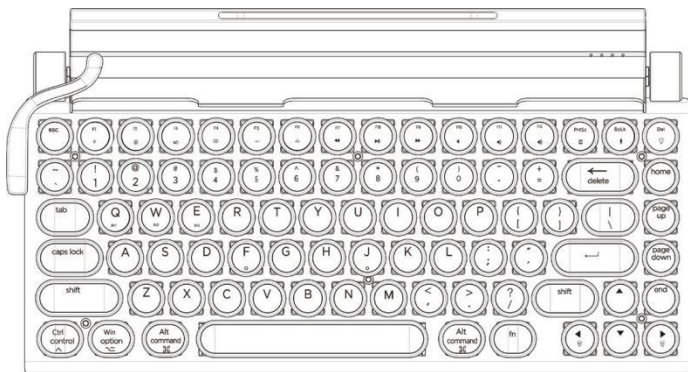
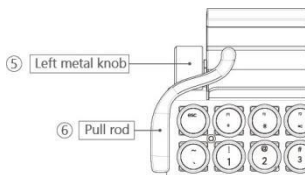
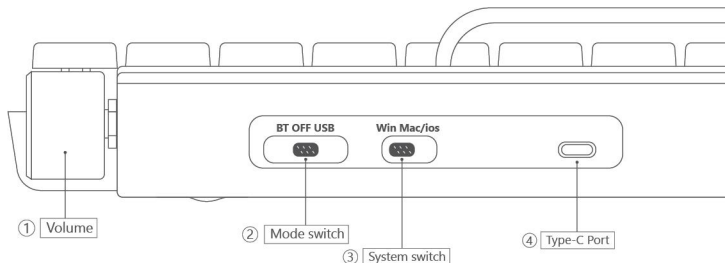


User Manual of Taiahiro Mechanical Keyboard 981



Function description



① Right Metal knob--Volume

The volume switch is made of metal. Push the metal knob can adjust volume.

② Mode switch

BT:Bluetooth mode / OFF:off / USB:Wired mode

How to connect device with BTmode

1)Switch to the"BT"position



2) Press and hold (3 seconds) FN+Q/W/E to enter the code pairing state. At this time, the first indicator(NO.2①)and Q/W/E key light of the keyboard will flash.

3) Turn on the Bluetooth function of your device, search for"ML-981"and connect. It will keep fixed blue light under BT mode.

How to connect device with wired mode

1)Switch to the"USB"position 2)Connect the keyboard and device with type-c cable in the packing.



③ System switch

Windows/Android System Win Mac/ios Mac/ios System Win Mac/ios

④ Type-c Charging Port

When the fourth indicator light turns red, it need to be charged with the Type-C charging cable.It normally takes around 6 hours to fully charge.

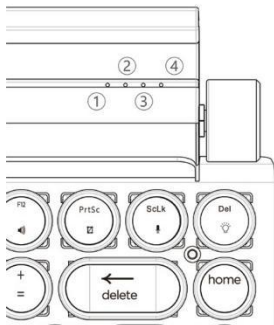
⑤ Left metal knob--Lightness

Push the metal knob to adjust the brightness of the light

⑥ Pull rod

The pull rod of the electroplating process can switch the backlight mode by pulling the switch.

Function description



① MODE INDICATOR

WIRED MODE: The indicator is red

the switch to USB position, the typewriter uses USB Type-C cable with PC/Laptop, it is wired mode. Tips: In wired mode, the first indicator light will not light up if you connect the keyboard without the charging cable in our packing.

BLUETOOTH MODE: The indicator is blue

Turn the switch to BT position, press FN and Q/W/E keys and hold for 5 seconds, the first indicator keeps blue flashing at this time, then open the bluetooth switch in the device to finish pairing.

OFF (Turn off the power)

Turn the switch to OFF position

② WIN LOCK INDICATOR

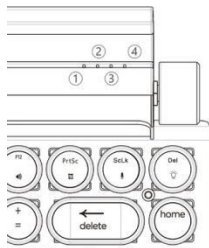
Press FN+WIN key is the windows lock key switch. The light is blue when Win Lock Function is open, and Win key has no function at the same time. The light is off when lock key is closed and the Win key recovery function.

③ CAPITALS LOCK INDICATOR(A/a)

Pressing the CAPS key is the caps lock switch. The indicator light is blue when the caps lock function is turned on and the light is off when pressed again and the CAPS caps lock function is turned off.

④ CHARGING INDICATOR

When the voltage is lower than 3.4V and the indicator light is red and flashing, it means the typewriter needs to be charged; the blue light is fixed when charging. The light is off when it is full. When using individual mobile phone chargers to charge the typewriter, the indicator light will not light up.



FN combination keys manual

Window/Android

FN+F1	My Computer
FN+F2	Search
FN+F3	Calculator
FN+F4	Multimedia
FN+F5	Last Song
FN+F6	Next Song
FN+F7	Pause
FN+F8	Stop
FN+F9	Mute
FN+F10	Volume+
FN+F11	Volume-
FN+F12	Keyboard Lock
FN+WIN	WIN Lock

Mac/ios

F1	Screen Brightness-
F2	Screen brightness+
F3	Call out all programs
F4	Start interface
F5	Keyboard Brightness-
F6	Keyboard Brightness+
F7	Last Song
F8	Play/Pause
F9	Next Song
F10	Mute
F11	volume -
F12	volume +
PrtSc	screenshot
Pause (Only in Mac)	Start-up Siri

How to use Pause key to start up Siri: MacApple-System Preferences-Siri-Keyboards short cuts-Enter Pause-Finish

Backlight combination keys manual

FN+ ↑ FN+ ↓	Adjust the lightness
FN+ → FN+ ←	Adjust the speed of flashing
FN+HOME	Switch the backlight mode
FN+ESC	Press 3 seconds to restore the original design
FN+Del	Backlight ON/OFF

Multi device Bluetooth mode combination keys

- ① The Bluetooth of the three devices is paired and connected to the corresponding FN+Q/FN+W/FN+E.(NO.2/2)
- ② How to switching among 3 devices: Press FN+Q/W/E=Device 1or Device 2 or Device3

Sleep patterns

In the Bluetooth mode, it will enter sleep patterns after 5 minutes without pressing any key. It needs a few seconds to pause to rework.

Tips: Under flashing backlight state, the lightness is fixed. The Bluetooth function requires the device above Bluetooth 4.0 and compatible above WIN10 system.

Specifications data:

Number of keys: 83 (Mechanical Blue Switch)

Number of Multimedia Keys: 12

Materials: ABS & Metal

Battery: 2,000mAh

Charging Time: Around 6 hrs

Interface: Type-C

Mode: Bluetooth & Wired

Switch lifespan: > 50 millions

Keyboard function: All keys anti-ghosting

BT Device Name: 981 Mechanical Keyboard

Dimensions: 32.5*169*4.3CM

Weight: Approx. 1.642lb

Cable length: 1.7 meters

What's in the box:

981 Mechanical Keyboard *1

Metal Switch Puller *1

Keyboard Blue Switch *2

Type-C USB Cable *1

User Manual *1

981 Mechanical Keyboard Gift Eco Bag *1

What's in the box:

Thank you for purchasing at Taiahiro, we hope that our products will bring you a pleasant experience.

If you have any problems with our products, please feel free to contact us, we will try our best to solve all problems for you.

If you are satisfied with our products, please leave a positive comment as an encouragement to us, we are very grateful if you would share your shopping experience with our customers.

In any case, don't forget. If you encounter any problem, big or small, we're at your disposal, any time.

This device complies with part 15 of the FCC Rules. Operation is subject to the following two conditions: (1) this device may not cause harmful interference, and (2) this device must accept any interference received, including interference that may cause undesired operation. Any changes or modifications not expressly approved by the party responsible for compliance could void the user's authority to operate the equipment.

NOTE: This equipment has been tested and found to comply with the limits for a Class B digital device, pursuant to Part 15 of the FCC Rules. These limits are designed to provide reasonable protection against harmful interference in a residential installation. This equipment generates, uses and can radiate radio frequency energy and, if not installed and used in accordance with the instructions, may cause harmful interference to radio communications. However, there is no guarantee that interference will not occur in a particular installation.

If this equipment does cause harmful interference to radio or television reception, which can be determined by turning the equipment off and on, the user is encouraged to try to correct the interference by one or more of the following measures:

- Reorient or relocate the receiving antenna.
- Increase the separation between the equipment and receiver.
- Connect the equipment into an outlet on a circuit different from that to which the receiver is connected.
- Consult the dealer or an experienced radio/TV technician for help.

The device has been evaluated to meet general RF exposure requirement. The device can be used in portable exposure condition without restriction

Mechanical Gaming Keyboard

Manufacture: Dongguan Xinruicheng
International Trade Co., LTD

Address: Room 2802 ZheShan Dasha Nanchenesection Nancheng
Street, Dongguan City, Guangdong Province China

Contact us: service@taiahiro.com

Made in China