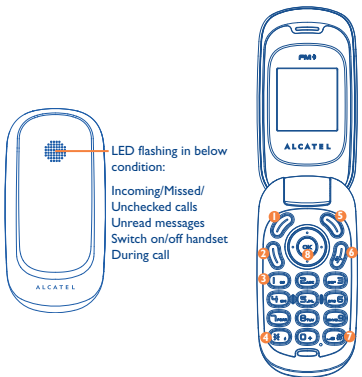


## 1 Your mobile .....



- 1 Left softkey
- 2 Pick up/Send call
- 3 Call memory
- 4 Voicemail
- 5 Input \* ,
- 6 Right softkey
- 7 Switch on/Alarm
- 8 Switch off
- 9 End call
- 10 Vibration alert
- 11 Navigation key <sup>(1)</sup>:
- 12 Menu/Confirm an option OK
- 13 Messages
- 14 Directory
- 15 FM radio
- 16 Alarm

Prolonged exposure to music at full volume on the music player may damage the listener's hearing. Set your phone volume safely. Use only headphones recommended by TCT Mobile Limited and its affiliates.

OT-222  
ALCATEL  
mobile phones

<sup>(1)</sup> Depending on your network operator.

### 1.1 Keys

- Navigation key
- Confirm an option (press **OK**)
- Access "My favorite" in Directory (long keypress)
- Pick up
- Send a call
- Access call memory (Redial) (short keypress)
- Switch on/Switch off the telephone (long keypress)
- End call
- Return to the main screen
- Left softkey
- Right softkey
- Access your voicemail (long keypress)
- In edit mode
  - Short keypress: access the language list
  - Long keypress: enter zero
- In Edit mode:
  - Short keypress: change input methods
  - Long keypress: access the Symbols table
- From main screen
  - Short keypress: #
  - Long keypress: activate/deactivate the vibrator
- In edit mode:
  - Short keypress: (space)
  - Long keypress: add a word

### 1.2 Main screen icons

- Battery charge level.
- Vibration alert: your phone vibrates, but neither rings nor beeps except for the alarms.
- Headset connected.
- Call forwarding activated: your calls are forwarded.
- Alarm clock programmed.
- Voicemail message arrived.
- FM radio is on.
- Unanswered calls.
- Roaming.
- Line switching <sup>(1)</sup>: indicates the selected line.
- Shown only in no ciphering mode while calling, sending/ receiving SMS.
- Level of network reception.
- Silence mode: your phone neither rings, beeps nor vibrates except for the alarms.
- Message unread.
- Stopwatch is active
- Ringtone alert
- Vibration and ringtone alert

<sup>(1)</sup> Depending on your network operator.

## 2 Getting started .....

### 2.1 Set-up

#### Removing and installing the back cover



#### Installing and removing the battery



#### Inserting and removing the SIM Card



Place the SIM card with the chip facing downwards and slide it into its housing. Make sure that it is correctly inserted. To remove the card, press it and slide it out.

### 2.2 Power on your phone

Hold down the key until the phone powers on.

### 2.3 Power off your phone

Hold down the key from the main screen.

## 3 Calls .....

### 3.1 Making a call

Dial the desired number then press the key to place the call. If you make a mistake, you can delete the incorrect digits by pressing the right softkey.

To hang up the call, press the key.

#### Making an emergency call

If your phone is covered by the network, dial emergency number and press the key to make an emergency call. This works even without a SIM card and without typing the PIN code.

### 3.2 Calling your voicemail <sup>(1)</sup>

To access your voicemail, hold down the key.

### 3.3 Receiving a call

When you receive an incoming call, press the key to talk and then hang up using the key.

### 3.4 Available functions during the call

During a call, you can use your directory, short messages, etc. without losing your correspondent.

## 4 Call register .....

### 4.1 Call memory

You can access your call memory by pressing the key from the main screen.

### 4.2 My numbers

Type in or modify your telephone number or the number to access your voicemail and confirm by pressing **OK**. Your telephone number is usually written on your SIM card.

### 4.3 Billing

You can access different items with this option: Amount, Duration.

### 4.4 Call settings

You can access a number of items with this option: Call waiting, Call forwarding, Call barring, Answer mode, Auto redial...

### 4.5 Call control <sup>(1)</sup>

The menu serves you the dual purposes of cost monitoring and controlling during a call by the settings of "By cost" and "By duration".

## 5 Directory .....

### 5.1 Consulting your directory

To access the **directory** from the main screen, press the **OK** key and select the icon from the menu.

### 5.2 Creating a file

Select the directory in which you wish to create a file, press the "Options" softkey, select "Create file" then **OK**.

## 6 Messages .....

### 6.1 Create message

From the main menu select "Messages" to create text message. You can type a message, and you're also able to insert a pre-defined message from "Templates". While writing a message, select "Options" to access all the messaging options. You can save your messages that you send often to "Drafts".

## 7 Settings .....

From the main screen, select the icon menu and select the function of your choice in order to customise your telephone: Clamshell, Display, Clock, Keys, Dictionary, More settings...

## 8 Tools .....

### 8.1 Organizer

Once you enter this menu from "Tools", there is a monthly-view calendar for you to keep track of important meetings, appointments, etc. Days with events entered will be marked in color.

### 8.2 Stopwatch

StopWatch is simple application for measuring time with possibility to register several results and suspend/resume measurement.

### 8.3 Alarm

Your mobile phone has a built-in alarm clock with a snooze feature.

### 8.4 Calculator

Hold down the key to get the decimal point. Confirm with the **OK** key or the left softkey.

### 8.5 Converter

Unit converter and Currency converter.

### 8.6 My shortcuts

Access the shortcuts already programmed. To programme new shortcuts: select "My shortcuts" if you want to create a quick access to a function, Directory, etc.

## 9 Games .....

Your Alcatel phone may include some games.

### 9.1 Game settings

It allows you to manage settings, in which you may set background music and vibration alert.

## 10 FM radio .....

Your phone is equipped with an FM radio <sup>(1)</sup>. You can use the application as a traditional FM radio with automatic tuning and saved channels or with parallel visual information related to the radio program on the display, if you tune to stations that offer Visual Radio service. You can listen to it while running other applications.

<sup>(1)</sup> The quality of the radio depends on the coverage of the radio station in that particular area.

## 11 Profiles .....

With this menu, you may personalise ringtones for different events and environments.

## 12 Latin input mode .....

To write messages, there are two writing methods:

- Normal: this mode allows you to type a text by choosing a letter or a sequence of characters associated with a key. Press the key several times until the desired letter is highlighted. When you release the key the highlight character is inserted into the text.
- Predictive with the Zi mode: this mode speeds up the writing of your text. Write the word by pressing a key between **2<sub>ABC</sub>** and **9<sub>WXYZ</sub>**. Press the key once and the word will be modified each time you press a key. As you go on, the word will keep changing.  
Example: For "Tomorrow", press on the following keys:  
**8<sub>TUV</sub>**, **6<sub>NO</sub>**, **6<sub>NO</sub>** = Too -> **6<sub>NO</sub>** -> tomorrow
- key in edit mode
- Short keypress: access the language list
- Long keypress: enter zero

ALCATEL is a trademark of Alcatel-Lucent and used under license by TCT Mobile Limited.

All rights reserved © Copyright 2009 TCT Mobile Limited.

TCT Mobile Limited reserves the right to alter material or technical specification without prior notice.

## Safety and use .....

We recommend that you read this chapter carefully before using your phone. The manufacturer disclaims any liability for damage, which may result as a consequence of improper use or use contrary to the instructions contained herein.

### • TRAFFIC SAFETY:

Given that studies show that using a mobile phone while driving a vehicle constitutes a real risk, even when the hands-free kit is used (car kit, headset...), drivers are requested to refrain from using their mobile when the vehicle is not parked.

When driving, do not use your phone and headphone to listen to music or to the radio. Using a headphone can be dangerous and forbidden in some areas.

When switched on, your phone emits electromagnetic waves that can interfere with the vehicle's electronic systems such as ABS anti-lock brakes or airbags. To ensure that there is no problem:

- do not place your phone on top of the dashboard or within an airbag deployment area,
- check with your car dealer or the car manufacturer to make sure that the dashboard is adequately shielded from mobile phone RF energy.

### • CONDITIONS OF USE:

You are advised to switch off the telephone from time to time to optimise its performance.

Switch the phone off before boarding an aircraft.

Switch the phone off when you are in health care facilities, except in designated areas.

As with many other types of equipment now in regular use, mobile telephones can interfere with other electrical or electronic devices, or equipment using radio frequency. Switch the phone off when you are near gas or flammable liquids. Strictly obey all signs and instructions posted in a fuel depot, petrol station, or chemical plant, or in any potentially explosive atmosphere.

When the phone is switched on, it should be kept at least 15 cm from any medical device such as a pacemaker, a hearing aid or insulin pump, etc. In particular when using the phone, you should hold it against the ear on the opposite side to the device, if any. To avoid hearing impairment, pick up the call before holding your phone to your ear. Also move the handset away from your ear while using the "hands-free" mode because the amplified volume might cause hearing damage.

Do not let children use the phone and/or play with the telephone and accessories without supervision.

When replacing the cover please note that your phone may contain substances that could create an allergic reaction.

Always handle your phone with care and keep it in a clean and dust-free place.

Do not allow your phone to be exposed to adverse weather or environmental conditions (moisture, humidity, rain, infiltration of liquids, dust, sea air, etc.). The manufacturer's recommended operating temperature range is -10°C to +55°C.

Over 55°C the legibility of the phone's display may be impaired, though this is temporary and not serious.

Emergency call numbers may not be reachable on all cellular networks. You should never rely only on your phone for emergency calls.

Do not open, dismantle or attempt to repair your mobile phone yourself.

Do not drop, throw or bend your mobile phone.

Do not paint it.

Use only batteries, battery chargers, and accessories which are recommended by TCT Mobile Limited and its affiliates and are compatible with your phone model. TCT Mobile Limited and its affiliates disclaim any liability for damage caused by the use of other chargers or batteries.


Remember to make back-up copies or keep a written record of all important information stored in your phone.

Some people may suffer epileptic seizures or blackouts when exposed to flashing lights, or when playing video games. These seizures or blackouts may occur even if a person never had a previous seizure or blackout. If you have experienced seizures or blackouts, or if you have a family history of such occurrences, please consult your doctor before playing video games on your phone or enabling a flashing-lights feature on your phone.

Parents should monitor their children's use of video games or other features that incorporate flashing lights on the phones. All persons should discontinue use and consult a doctor if any of the following symptoms occur: convulsion, eye or muscle twitching, loss of awareness, involuntary movements, or disorientation. To limit the likelihood of such symptoms, please take the following safety precautions:

- Do not play or use a flashing-lights feature if you are tired or need sleep.
- Take a minimum of a 15-minute break hourly.
- Play in a room in which all lights are on.
- Play at the farthest distance possible from the screen.
- If your hands, wrists, or arms become tired or sore while playing, stop and rest for several hours before playing again.
- If you continue to have sore hands, wrists, or arms during or after playing, stop the game and see a doctor.

When you play games on your phone, you may experience occasional discomfort in your hands, arms, shoulders, neck, or other parts of your body. Follow the instructions to avoid problems such as tendinitis, carpal tunnel syndrome, or other musculoskeletal disorders.

 Prolonged exposure to music at full volume on the music player may damage the listener's hearing. Set your phone volume safely. Use only headphones recommended by TCT Mobile Limited and its affiliates.

### • PRIVACY:

Please note that you must respect the laws and regulations in force in your jurisdiction or other jurisdiction(s) where you will use your mobile phone regarding taking photographs and recording sounds with your mobile telephone. Pursuant to such laws and regulations, it may be strictly forbidden to take photographs and/or to record the voices of other people or any of their personal attributes, and duplicate or distribute them, as this may be considered to be an invasion of privacy. It is the user's sole responsibility to ensure that prior authorisation be obtained, if necessary, in order to record private or confidential conversations or take a photograph of another person; the manufacturer, the seller or vendor of your mobile phone (including the operator) disclaim any liability which may result from the improper use of the mobile phone.

### • BATTERY:

Before removing the battery from your phone, please make sure that the phone is switched off.

Observe the following precautions for battery use:

- Do not attempt to open the battery (due to the risk of toxic fumes and burns).
- Do not puncture, disassemble or cause a short-circuit in a battery,
- Do not burn or dispose of a used battery in household rubbish or store it at temperatures above 60°C.

Batteries must be disposed of in accordance with locally applicable environmental regulations. Only use the battery for the purpose for which it was designed. Never use damaged batteries or those not recommended by TCT Mobile Limited and/or its affiliates.



This symbol on your telephone, the battery and the accessories means that these products must be taken to collection points at the end of their life:

- Municipal waste disposal centres with specific bins for these items of equipment
- Collection bins at points of sale.

They will then be recycled, preventing substances being disposed of in the environment, so that their components can be reused.

### In European Union countries:

These collection points are accessible free of charge.

All products with this sign must be brought to these collection points.

### In non European Union jurisdictions:

Items of equipment with this symbol are not to be thrown into ordinary bins if your jurisdiction or your region has suitable recycling and collection facilities; instead they are to be taken to collection points for them to be recycled.

CAUTION: RISK OF EXPLOSION IF BATTERY IS REPLACED BY AN INCORRECT TYPE. DISPOSE OF USED BATTERIES ACCORDING TO THE INSTRUCTIONS.

### • CHARGERS

Mains powered chargers will operate within the temperature range of: 0°C to 40°C. The chargers designed for your mobile phone meet with the standard for safety of information technology equipment and office equipment use. Due to different applicable electrical specifications, a charger you purchased in one jurisdiction may not work in another jurisdiction. They should be used for this purpose only.

### • RADIO WAVES:

Proof of compliance with international standards (ICNIRP) or with European Directive 1999/5/EC (R&TTE) is required of all mobile phone models before they can be put on the market. The protection of the health and safety for the user and any other person is an essential requirement of these standards or this directive.

THIS MOBILE PHONE COMPLIES WITH INTERNATIONAL AND EUROPEAN REQUIREMENTS REGARDING EXPOSURE TO RADIO WAVES.

Your mobile phone is a radio transmitter/receiver. It was designed and manufactured to comply with the radiofrequency (RF) exposure thresholds recommended by international requirements (ICNIRP) <sup>(1)</sup> and by the Council of the European Union (Recommendation 1999/519/EC) <sup>(2)</sup>.

These limits are part of a set of requirements and establish authorised radiofrequency levels for the public. These limits were established by independent groups of experts on the basis of regular and detailed scientific assessments. They include a significant safety margin intended to ensure the safety of all, regardless of age or state of health.

The exposure standard for mobile phones is determined by a measurement unit known as the Specific Absorption Rate or "SAR". The SAR limit is set by international requirements or by the Council of the European Union at 2 watts/kilogram (W/kg) averaged over 10 grams of body tissue. The tests used to determine SAR levels were carried out on the basis of standard usage modes with the phones transmitting at their maximum power level over the entire range of frequency bands.

Although the SAR was established at the highest certified level, the actual SAR level for the mobile phone during use is generally much lower than the maximum values. In fact, since mobile phones are designed to operate at many different power levels, they only use the minimum level of power required to provide a connection to the network. In theory, the closer you are to a base station antenna, the lower the power level required by the mobile phone.

<sup>(1)</sup> The ICNIRP requirements are applicable in the following regions: Central America (except Mexico), South America, North and South Africa, Pacific Asia (except Korea), Australia.

<sup>(2)</sup> The European recommendation (1999/519/EC) is applicable in the following regions: Europe, Israel.

The highest tested SAR value for this mobile phone for use at the ear and compliance against the standard is 1.0 W/kg. While there may be differences between the SAR levels on various phones and at various positions, they all meet the relevant International guidelines and EU requirements for RF (radio-waves) exposure.


The World Health Organisation (WHO) considers that present scientific information does not indicate the need for any special precautions for use of mobile phones. If individuals are concerned, they might choose to limit their own or their children's RF exposure by limiting the length of calls, or using "hands-free" devices to keep mobile phones away from the head and body (fact sheet n° 193). Additional information about electromagnetic fields and public health are available on the following site: <http://www.who.int/peh-emf>.

Although no danger relating to the use of telephone was ever proved, the World Health Organisation advises as a precautionary measure to use your telephone with a good level of network reception as indicated on the telephone display (4 to 5 bars). It is also advised to keep the telephone, during communications, away from the belly of pregnant women and from the lower abdomen for teenagers.

Your telephone is equipped with a built-in antenna. For optimal operation, you should avoid touching it or degrading it.

As mobile devices offer a range of functions, they can be used in positions other than against your ear. In such circumstances the device will be compliant with the guidelines when used with headset or USB data cable. If you are using another accessory ensure that whatever product is used is free of any metal and that it positions the phone at least 2cm away from the body.

### • LICENCES

 eZiText™ eZiText™ and Zi™ are trademarks of Zi Corporation and/or its Affiliates.

## General information .....

• **Internet address:** [www.alcatel-mobilephones.com](http://www.alcatel-mobilephones.com)

• **Hot Line Number:** see "TCT Mobile Services" leaflet or go to our Internet site.

On our Internet site, you will find our FAQ (Frequently Asked Questions) section. You can also contact us by e-mail to ask any questions you may have.

An electronic version of this user guide is available in English and other languages according to availability on our server: [www.alcatel-mobile-phones.com](http://www.alcatel-mobile-phones.com)

Your telephone is a transceiver that operates on GSM networks with 900 and 1800 MHz bands.

# CE 1588

This equipment is in compliance with the essential requirements and other relevant provisions of Directive 1999/5/EC. The entire copy of the Declaration of Conformity for your telephone can be obtained through our website: [www.alcatel-mobilephones.com](http://www.alcatel-mobilephones.com).

### Protection against theft <sup>(1)</sup>

Your telephone is identified by an IMEI (phone serial number) shown on the packaging label and in the product's memory. We recommend that you note the number the first time you use your telephone by entering \*#06# and keep it in a safe place. It may be requested by the police or your operator if your telephone is stolen. This number allows your mobile telephone to be blocked preventing a third person from using it, even with a different SIM card.

### Disclaimer

There may be certain differences between the user manual description and the phone's operation, depending on the software release of your telephone or specific operator services.

<sup>(1)</sup> Contact your network operator for service availability.

## Telephone warranty .....

Your phone is warranted against any defect which may occur in conditions of normal use during the warranty period of twelve (12) months <sup>(1)</sup> from the date of purchase as shown on your original invoice.

Batteries <sup>(2)</sup> and accessories sold with your phone are also warranted against any defect which may occur during the first six (6) months <sup>(1)</sup> from the date of purchase as shown on your original invoice.

In case of any defect of your phone which prevents you from normal use thereof, you must immediately inform your vendor and present your phone with your proof of purchase.

If the defect is confirmed, your phone or part thereof will be either replaced or repaired, as appropriate. Repaired Phone and accessories are entitled to a one (1) month warranty for the same defect. Repair or replacement may be carried out using reconditioned components offering equivalent functionality.

This warranty covers the cost of parts and labor but excludes any other costs.

This warranty shall not apply to defects to your phone and/or accessory due to (without any limitation):

- 1) Non-compliance with the instructions for use or installation, or with technical and safety standards applicable in the geographical area where your phone is used,
- 2) Connection to any equipment not supplied or not recommended by TCT Mobile Limited,
- 3) Modification or repair performed by individuals not authorised by TCT Mobile Limited or its affiliates or your vendor,
- 4) Inclement weather, lightning, fire, humidity, infiltration of liquids or foods, chemical products, download of files, crash, high voltage, corrosion, oxidation...


Your phone will not be repaired in case labels or serial numbers (IMEI) have been removed or altered.

There are no express warranties, whether written, oral or implied, other than this printed limited warranty or the mandatory warranty provided by your jurisdiction.

In no event shall TCT Mobile Limited or any of its affiliates be liable for incidental or consequential damages of any nature whatsoever, including but not limited commercial loss, to the full extent those damages can be disclaimed by law. Some countries/states do not allow the exclusion or limitation of incidental or consequential damages, or limitation of the duration of implied warranties, so the preceding limitations or exclusions may not apply to you.


## Troubleshooting.....

Before contacting the aftersales department, you are advised to follow the instructions below:


- You are advised to switch off the telephone from time to time to optimise its performance.
- You are advised to fully charge ( ) the battery for optimal operation.
- Avoid storing large amounts of data in your telephone as this may affect the performance of your telephone.

and carry out the following checks:

### My mobile phone will not switch on

- Press  until the screen comes on
- Check the battery charge level
- Check the battery contacts, remove and reinstall your battery, then turn your telephone back on

### My phone has not responded for several minutes

- Press the  key
- Remove the battery and re-insert it, then switch the phone back on

### My screen is difficult to read

- Clean your screen
- Use your mobile phone in accordance with the recommended conditions of use

### My mobile phone turns off by itself

- Check that your keypad is locked when you are not using your mobile phone
- Check the battery charge level

### My mobile phone has a low level of autonomy

- Make sure you respected the complete charge timing (minimum 3 hours)
- After a partial charge, the battery level indicator may not be exact. Wait for at least 20 minutes after removing the charger to obtain an exact indication

### My mobile phone will not charge properly

- Make sure that your battery is not completely discharged; the battery charge indicator can take several minutes and may be accompanied by a quiet whistling sound
- Make sure charging is carried out under normal conditions (0°C - +40°C)
- Make sure your battery is inserted. It must be inserted before plugging in the charger
- Make sure you are using an Alcatel battery and charger
- When abroad, check that the electrical current is compatible


### My mobile phone will not connect to a network

- Try connecting in another location
- Verify the network coverage with your operator
- Check with your operator that your SIM card is valid
- Try selecting the available network(s) manually
- Try connecting at a later time if the network is overloaded

### SIM card error

- Make sure the SIM card has been correctly inserted
- Verify with your operator that your SIM card is 3V compatible; the old 5V SIM cards cannot be used
- Make sure the chip on your SIM card is not damaged or scratched

### Unable to make outgoing calls

- Make sure you have dialled a valid number and press the  key
- For international calls, check the country and area codes
- Make sure your mobile phone is connected to a network, and that the network is not overloaded or unavailable
- Check your subscription status with your operator (credit, SIM card valid, etc.)
- Make sure you have not barred outgoing calls



### Unable to receive incoming calls

- Make sure your mobile phone is switched on and connected to a network (check for overloaded or unavailable network)
- Check your subscription status with your operator (credit, SIM card valid, etc.)
- Make sure you have not forwarded incoming calls
- Make sure that you have not barred certain calls

### The caller's name does not appear when a call is received

- Check that you have subscribed to this service with your operator
- Your caller has concealed his/her number

### The sound quality of the calls is not optimal

- You can adjust the volume during a call by means of the  key
- Check the radio reception icon level 

### I am unable to use the features described in the manual

- Check with your operator to make sure that your subscription includes this service
- Make sure this feature does not require an Alcatel accessory

### When I select a number from my directory, the number is not dialled

- Make sure that you have correctly recorded the number in your file
- Make sure that you have selected the country prefix when calling a foreign country

### I am unable to create a file in my directory

- Make sure that your SIM card directory is not full; delete some files or save the files in the product directory (i.e. your professional or personal directories)
- Check the "Call barring" option for "Incoming calls" to be sure that the "All calls except SIM directory" feature is not activated

### My callers are unable to leave messages on my voicemail

- Contact your network operator to check service availability

<sup>(1)</sup> The warranty period may vary depending on your country.

<sup>(2)</sup> The life of a rechargeable mobile phone battery in terms of conversation time standby time, and total service life, will depend on the conditions of use and network configuration. Batteries being considered expendable supplies, the specifications state that you should obtain optimal performance for your phone during the first six months after purchase and for approximately 200 more recharges.