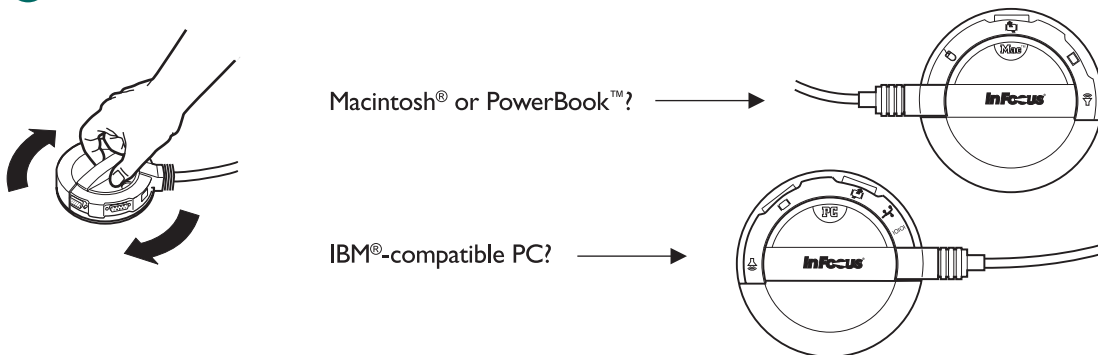


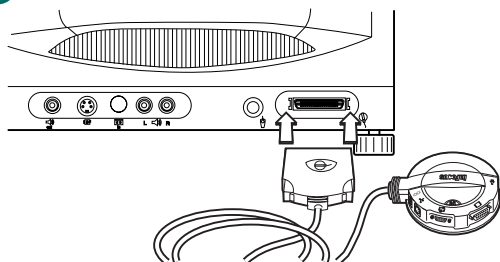
QUICK START

LP725/735

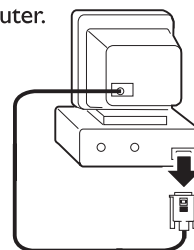
- 1** Rotate the CableWizard selector to expose the correct connectors for your computer.



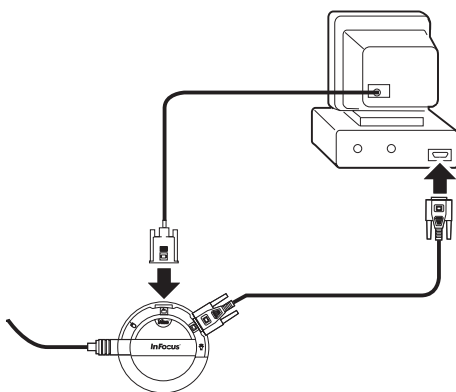
- 2** Plug the CableWizard into the projector.



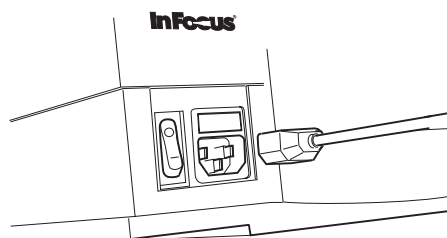
- 3** Unplug the cable that connects your monitor to your computer.



- 4** Attach the CableWizard to your computer.



- 5** Plug the power cord into the projector and into an electrical outlet.



- 6** Turn on the projector. Turn on your monitor. Turn on your computer. Refer to the *LP 725/735 User's Guide* for more information.



QUICK START

LP™725/735

SAFETY SUMMARY: Please read these instructions before using your projector. Failure to comply could result in fire, electrical shock, personal injury or equipment damage.

Definition of Safety Icons on Product Labels



Refer to the User's Guide for more information.



Avoid hot surfaces.

Don't Look Into The Lens!

Be extremely careful not to look directly into the lens when the projector is on. The bright light can harm your eyes. Be especially careful to keep children from looking into the lens.

Don't Disassemble

Do not open the projector's case! Doing so exposes you to an electric shock hazard. Except for the projection lamp, there are no user-serviceable parts. All service must be performed by an In Focus Authorized Service Provider.

Avoid Hot Surfaces

The inside of the projector lamp housing can be very hot. Allow the projector to cool for at least 30 minutes before opening the lamp door to replace the lamp. Use extreme care. Avoid touching the hot surfaces inside.

Use Only The 725/735 Power Cord

Always use the power cord that came with the projector. Although other cords might look the same, they have not been safety-tested with the 725 or 735. Never use the power cord if it's damaged or frayed. When you disconnect the projector, always remove the power cord from the electrical outlet first, then from the projector.

Don't Defeat The Purpose Of The Grounding Plug

The projector is grounded through the grounding conductor on the power cord. To avoid electric shock, plug the power cord into a properly wired receptacle.

Avoid Liquid Spills

Don't set drinks on top of the projector. Spilled liquids can flow inside causing damage.

Don't Block Ventilation

Openings in the case provide ventilation to protect the projector from overheating. Keep loose papers and other objects away from the grills. Don't place the projector on top of or close to a computer or other heat-producing equipment.

Customer Service

If you need assistance, call In Focus Customer Service directly at **1-800-799-9911**. Support is free between 5 a.m. and 5 p.m. PST, Monday through Friday. Support is available in North America after hours and weekends for a fee at **1-888-592-6800**.

Or, send us an e-mail at techsupport@infocus.com

In Europe, call In Focus in The Netherlands at (31) 35-6474010.

In Singapore, call (65) 332-0659.

InFocus®