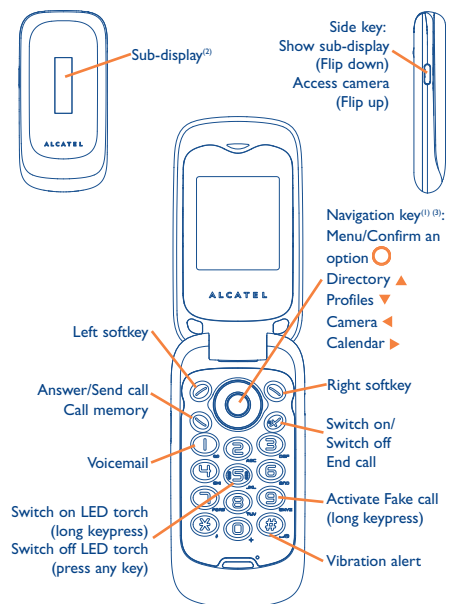


1 Your cellphone.....



- (1) Depending on your network operator.
 (2) Display events (call, SMS, MMS, alarm...) or current status.
 (3) Disabled when "Homescreen" is on.

OT-565A
 ALCATEL
 mobile phones

English - CJB31FIALAAB

(1) Depending on your network operator.

6 Settings

From the main screen, select the icon menu and select the function of your choice in order to customize your cellphone: Color, Clamshell, Display, Clock, Keys, More settings...

7 Bluetooth™ (1)

Access this feature by pressing the key to enter the main menu, then selecting "Bluetooth".

8 Tools

8.1 Calendar

Once you enter this menu from "Tools", there is a monthly-view calendar for you to keep track of important meetings, appointments, etc. Days with events entered will be marked in color.

8.2 Alarm

Your cellphone has a built-in alarm clock with a snooze feature.

8.3 Calculator

Hold down the key to get the decimal point. Confirm with the key or the left softkey.

1.1 Keys

- Navigation key (1)
 Confirm an option (press the middle of the key)
 Access wallpaper settings (long keypress)
- Answer
 Send a call
 Access call memory (Redial) (short keypress)
- Switch on/Switch off the cellphone (long keypress)
 End call
 Return to the main screen
- Left softkey
- Right softkey
- Access your voicemail (long keypress)
- In Edit mode:
 - Short keypress: change input methods
 - Long keypress: access the Symbols table
- From main screen
 - Short keypress: #
 - Long keypress: activate/deactivate the vibrator
 In Edit mode:
 - Short keypress: (space)
 - Long keypress: add a word

1.2 Main screen icons

- Battery charge level.
- Vibration alert: your cellphone vibrates, but neither rings nor beeps except for the alarms.
- Bluetooth status (Blue - Activated).
- Headset connected.
- Call forwarding activated: your calls are forwarded.
- Alarm clock programmed.
- Level of network reception.
- Voicemail message arrived.
- Missed calls.
- WAP alerts (1).
- Roaming.
- FM radio is on.
- SIM card unavailable.
- Memory card scanning in progress.
- Memory card scanning completed.
- Line switching (1): indicates the selected line.
- GPRS connection status (Blue - Activated).
- Shown only in no ciphering mode while calling, sending/receiving SMS.
- Reception of a message in progress.
- Sending a message.
- Silence mode: your cellphone neither rings, beeps nor vibrates except for the alarms.
- Message unread.
- Message list is full: your terminal cannot accept any new messages. You must access the message list and delete at least one message on your SIM card.
- Flight mode.

(1) Depending on your network operator.

9 WAP

Access Wap options: Homepage, Bookmarks, Recent pages, Go to URL, Offline pages and Profiles.

10 File manager

You will have an access to all audio and visual files stored in cellphone or memory card in File manager.

10.1 My audios

Choose an audio for the ON/OFF screen, for an incoming call, a message alert, power on/off ringtone or an alarm and scheduler.

10.2 My images

You can select an image or a photo as wallpaper, ON/OFF screen, or assign it to a contact in the directory.

10.3 My creations

This feature stores all the photos captured by your cellphone.

10.4 Unknown files

Store files of unsupported format.

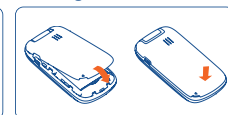
2 Getting started

2.1 Set-up

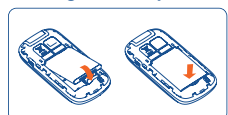
Removing the back cover.



Installing the back cover



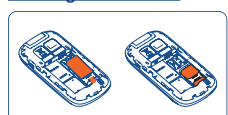
Installing the battery



Removing the battery



Inserting the SIM Card



Removing the SIM Card



Place the SIM card with the chip facing downwards and slide it into its housing. Make sure that it is correctly inserted. To remove the card, press it and slide it out. Please power off your cellphone before you remove the SIM card.

2.2 Power on your cellphone

Hold down the key until the cellphone powers on.

2.3 Power off your cellphone

Hold down the key from the main screen.

3 Calls

3.1 Making a call

Dial the desired number then press the key to place the call. If you make a mistake, you can delete the incorrect digits by pressing the right softkey.

To hang up the call, press the key.

Making an emergency call

If your cellphone is covered by the network, dial emergency number and press the key to make an emergency call. This works even without a SIM card and without typing the PIN code or unlocking the keypad.

3.2 Calling your voicemail (1)

To access your voicemail, hold down the key.

3.3 Receiving a call

When you receive an incoming call, press the key to talk and then hang up using the key.

3.4 Available functions during the call

During a call, you can use your directory, your diary, short messages, etc. without losing your correspondent by pressing the key.

(1) Contact your network operator to check service availability.

4 Directory

4.1 Consulting your directory

To access the **directory** from the main screen, press the key and select the icon from the menu.

4.2 Adding a contact

Select the directory in which you wish to add contact, press the "Options" softkey, select "Add contact".

5 Messages

5.1 Create message

From the main menu select "Messages" to create text/multimedia message. You can type a message and you can also modify a predefined message in **Templates** or customize your message by adding pictures, photos, sounds, titles, etc (only available while editing a MMS). While writing a message, select "Options" to access all the messaging options. You can save your messages that you send often to **Drafts**.

(1) Depending on your network operator.

(1) The quality of the radio depends on the coverage of the radio station in that particular area.

Prolonged exposure to music at full volume on the music player may damage the listener's hearing. Set your cellphone volume safely. Use only headphones recommended by TCT Mobile Limited and its affiliates.

ALCATEL is a trademark of Alcatel-Lucent and used under license by TCT Mobile Limited.

All rights reserved © Copyright 2010 TCT Mobile Limited.

TCT Mobile Limited reserves the right to alter material or technical specification without prior notice.

Safety and use

We recommend that you read these instructions carefully before using your cellphone. The manufacturer disclaims any liability for damage, which may result as a consequence of improper use or use contrary to the instructions contained herein.

•TRAFFIC SAFETY:

Given that studies show that using a cellphone while driving a vehicle constitutes a real risk, even when the hands-free kit is used (car kit, headset...), drivers are requested to refrain from using their cellphone when the vehicle is not parked. Check the laws and regulations on the use of wireless cellphones and their accessories in the areas where you drive. Always obey them. The use of these devices may be prohibited or restricted in certain areas.

When driving, do not use your cellphone and headphone to listen to music or to the radio. Using a headphone can be dangerous and forbidden in some areas.

When switched on, your cellphone emits electromagnetic waves that can interfere with the vehicle's electronic systems such as ABS anti-lock brakes or airbags. To ensure that there is no problem:

- do not place your cellphone on top of the dashboard or within an airbag deployment area,
- check with your car dealer or the car manufacturer to make sure that the car's electronic devices are shielded from cellphone RF energy.

• CONDITIONS OF USE:

You are advised to switch off the cellphone from time to time to optimize its performance.

Switch the cellphone off before boarding an aircraft to avoid prosecution.

Switch the cellphone off when you are in health care facilities, except in designated areas. As with many other types of equipment now in regular use, cellphones can interfere with other electrical or electronic devices, or equipment using radio frequency.

Switch the cellphone off when you are near gas or flammable liquids. Strictly obey all signs and instructions posted in a fuel depot, gas station, or chemical plant, or in any potentially explosive atmosphere.

When the cellphone is switched on, it should be kept at least 15 cm from any medical device such as a pacemaker, a hearing aid or insulin pump. In particular when using the cellphone you should hold it against the ear on the opposite side furthest from the device, if any. To avoid hearing impairment, answer the call before holding your cellphone to your ear. Also move the handset away from your ear while using the "hands-free" option because the amplified volume might cause hearing damage.

Do not let small children use your cellphone without supervision.

When replacing the cover please note that your cellphone may contain substances that could create an allergic reaction.

Always handle your cellphone with care and keep it in a clean and dust-free place.

Do not allow your cellphone to be exposed to adverse weather or environmental conditions (moisture, humidity, rain, infiltration of liquids, dust, sea air, etc.). The manufacturer's recommended operating temperature range is -10°C to +55°C (the max value depends on device, materials and housing paint/texture).

Over 55°C the legibility of the cellphone's display may be impaired, though this is temporary and not serious.

Do not open or attempt to repair your cellphone yourself.

Do not drop, throw or try to bend your cellphone.

Do not paint it.

Use only batteries, battery chargers, and accessories which are recommended by TCT Mobile Limited and its affiliates and are compatible with your cellphone model. TCT Mobile Limited and its affiliates disclaim any liability for damage caused by the use of other chargers or batteries.

Your cellphone should not be disposed of in a municipal waste. Please check local regulations for disposal of electronic products.


Remember to make back-up copies or keep a written record of all important information stored in your cellphone.

Some people may suffer epileptic seizures or blackouts when exposed to flashing lights, or when playing video games. These seizures or blackouts may occur even if a person never had a previous seizure or blackout. If you have experienced seizures or blackouts, or if you have a family history of such occurrences, please consult your doctor before playing video games on your cellphone or enabling a flashing-lights feature on your cellphone. Parents should monitor their children's use of video games or other features that incorporate flashing lights on the cellphones. All persons should discontinue use and consult a doctor if any of the following symptoms occur: convulsion, eye or muscle twitching, loss of awareness, involuntary movements, or disorientation. To limit the likelihood of such symptoms, please take the following safety precautions:

- Do not play or use a flashing-lights feature if you are tired or need sleep.
- Take a minimum of a 15-minute break hourly.
- Play in a well lit environment.
- Play at the farthest distance possible from the screen.

When you play games on your cellphone, you may experience occasional discomfort in your hands, arms, shoulders, neck, or other parts of your body. Follow these instructions to avoid problems such as tendonitis, carpal tunnel syndrome, or other musculoskeletal disorders:

- Take a minimum of a 15-minute break every hour of game playing.
- If your hands, wrists, or arms become tired or sore while playing, stop and rest for several hours before playing again.
- If you continue to have sore hands, wrists, or arms during or after playing, stop the game and see a doctor.

 Prolonged exposure to music at full volume on the music player may cause the listener hearing impairment. Adjust the volume before placing headphones on or in your ear. Only use headphones recommended by TCT Mobile Limited and its affiliates.

•PRIVACY:

Please note that you must respect the laws and regulations in force in your jurisdiction or other jurisdiction(s) where you will use your cellphone regarding taking photographs and recording sounds with your cellphone. Pursuant to such laws and regulations, it may be strictly forbidden to take photographs and/or to record the voices of other people or any of their personal attributes, and reproduce or distribute them, as this may be considered to be an invasion of privacy.

It is the user's sole responsibility to ensure that prior authorization be obtained, if necessary, in order to record private or confidential conversations or take a photograph of another person; the manufacturer, the seller or vendor of your cellphone (including the operator) disclaim any liability which may result from the improper use of the cellphone.

•BATTERY AND ACCESSORIES:

Before removing the battery from your cellphone, please make sure that the cellphone is switched off.

Observe the following precautions for battery use:

- Do not attempt to open the battery (due to the risk of toxic fumes and burns).
- Municipal waste disposal centers with specific bins for these items of equipment
- Do not puncture, disassemble or cause a short-circuit in a battery.
- Do not burn or dispose of a used battery in the garbage or store it at temperatures above 60°C.

Batteries must be disposed of in accordance with locally applicable environmental regulations. Only use the battery for the purpose for which it was designed. Never use damaged batteries or those not recommended by TCT Mobile Limited and/or its affiliates



This symbol on your cellphone, the battery and the accessories means that these products must be taken to collection points at the end of their life:

- Municipal waste disposal centers with specific bins for these items of equipment
- Collection bins at points of sale.

They will then be recycled, preventing substances being disposed of in the environment, so that their components can be reused.

In European Union countries:

These collection points are accessible free of charge. All products with this sign must be brought to these collection points.

In non European Union jurisdictions:

Items of equipment with this symbol are not to be thrown into ordinary bins if your jurisdiction or your region has suitable recycling and collection facilities; instead they are to be taken to collection points for them to be recycled.

In the United States you may learn more about CTIA's Recycling Program at www.recyclewirelessphones.com.

CAUTION: RISK OF EXPLOSION IF BATTERY IS REPLACED BY AN INCORRECT TYPE. DISPOSE OF USED BATTERIES ACCORDING TO THE INSTRUCTIONS

•CHARGERS

Home A.C. chargers will operate within the temperature range of: 0°C to 40°C.

The chargers designed for your cellphone meet with the standard for safety of information technology equipment and office equipment use. Due to different applicable electrical specifications, a charger you purchased in one jurisdiction may not work in another jurisdiction. This should be used for this purpose only.

Characteristics of power supply (depending on the country):

Travel charger: Input : 100-240 V, 50/60 Hz, 0.15 A

Output : 5 V, 350 mA/400 mA

Lithium 850 mAh

Battery:

•RADIO WAVES:

THIS CELLPHONE MEETS THE GOVERNMENT'S REQUIREMENTS FOR EXPOSURE TO RADIO WAVES.

Your cellphone is a radio transmitter and receiver. It is designed and manufactured not to exceed the emission limits for exposure to radio-frequency (RF) energy. These limits are part of comprehensive guidelines and establish permitted levels of RF energy for the general population. The guidelines are based on standards that were developed by independent scientific organizations through periodic and thorough evaluation of scientific studies. These guidelines include a substantial safety margin designed to ensure the safety of all persons, regardless of age and health.

The exposure standard for cellphones employs a unit of measurement known as the Specific Absorption Rate, or SAR. The SAR limit set by public authorities such as the Federal Communications Commission of the US Government (FCC), or by Industry Canada, is 1.6 W/kg averaged over 1 gram of body tissue. Tests for SAR are conducted using standard operating positions with the cellphone transmitting at its highest certified power level in all tested frequency bands.

Although the SAR is determined at the highest certified power level, the actual SAR level of the cellphone while operating can be well below the maximum value. This is because the cellphone is designed to operate at multiple power levels so as to use only the power required to reach the network. In general, the closer you are to a wireless base station antenna, the lower the power output of the cellphone. Before a cellphone model is available for sale to the public, compliance with national regulations and standards must be shown.

The highest SAR value when tested is 1.04 W/kg for use at the ear and 0.81 W/kg for use close to the body.

While there may be differences between the SAR levels of various cellphones and at various positions, they all meet the government requirement for RF exposure. For body-worn operation, the cellphone meets FCC RF exposure guidelines provided that it is used with a non-metallic accessory with the handset at least 1.5 cm from the body. Use of other accessories may not ensure compliance with FCC RF exposure guidelines.

The World Health Organization (WHO) considers that present scientific information does not indicate the need for any special precautions for use of cellphones. If individuals are concerned, they might choose to limit their own or their children's RF exposure by limiting the length of calls, or using "hands-free" devices to keep cellphones away from the head and body. (fact sheet n°193). Additional WHO information about electromagnetic fields and public health are available on the following website: <http://www.who.int/peh-emf>.

Note: This equipment has been tested and found to comply with the limits for a Class B digital device pursuant to part 15 of the FCC Rules. These limits are designed to provide reasonable protection against harmful interference in a residential installation. This equipment generates, uses and can radiate radio frequency energy and, if not installed and used in accordance with the instructions, may cause harmful interference to radio communications. However, there is no guarantee that interference to radio or television reception, which can be determined by turning the equipment off and on, the user is encouraged to try to correct the interference by one or more of the following measures:

- Reorient or relocate the receiving antenna.
- Increase the separation between the equipment and receiver.
- Connect the equipment into an outlet on a circuit different from that to which the receiver is connected.

Consult the dealer or an experienced radio/TV technician for help.

Changes or modifications not expressly approved by the party responsible for compliance could void the user's authority to operate the equipment.

For the receiver devices associated with the operation of a licensed radio service (e.g. FM broadcast), they bear the following statement:

This device complies with Part 15 of the FCC Rules. Operation is subject to the condition that this device does not cause harmful interference.

For other devices, they bear the following statement:

This device complies with Part 15 of the FCC Rules. Operation is subject to the following two conditions:

- (1) this device may not cause harmful interference
- (2) this device must accept any interference received, including interference that may cause undesired operation.

Your cellphone is equipped with a built-in antenna. For optimal operation, you should avoid touching it or degrading it.

As mobile devices offer a range of functions, they can be used in positions other than against your ear. In such circumstances the device will be compliant with the guidelines when used with headset or USB data cable. If you are using another accessory ensure that whatever product is used is free of any metal and that it positions the cellphone at least 2cm away from the body.

•LICENCES

Obigo®

is a registered trademark of Obigo AB.



microSD Logo is a trademark.



The Bluetooth word mark and logos are owned by the Bluetooth SIG, Inc. and any use of such marks by TCT Mobile Limited and its affiliates is under license. Other trademarks and trade names are those of their respective owners.

OT-565A Bluetooth QD ID B013793

Alcatel Mobile Phones Limited Warranty

TCT Mobile North America LTD warrants to the original retail purchaser of this wireless device, that should this product or part thereof during normal consumer usage and condition, be proven to be defective in material or workmanship that results in product failure within the first twelve (12) months from the date of purchase as shown on your original sales receipt. Such defect(s) will be repaired or replaced (with new or rebuilt parts) at the company's option without charge for parts or labor directly related to the defect(s).

Batteries, power adapters, and other accessories sold as in box items are also warranted against defects and workmanship that results in product failure within the first six (6) months period from the date of purchase as shown on your original sales receipt. Such defect(s) will be repaired or replaced (with new or rebuilt parts) and the company's option without charge for parts or labor directly related to the defect(s).

The limited warranty for your wireless device will be voided if any of the following conditions occur:

- Non-compliance with the instructions for use or installation, or with technical and safety standards applicable in the geographical area where your phone is used;
- Connection to any equipment not supplied or not recommended by TCT Mobile;
- Modification or repair performed by individuals not authorized by TCT Mobile or its affiliates;
- Acts of god such as Inclement weather, lightning, power surges, fire, humidity, infiltration of liquids or foods, chemical products, download of files, crash, high voltage, corrosion, oxidation;
- Removal or altering of the wireless devices event labels or serial numbers (IMEI);

- Damage from exposure to water or other liquids, moisture, humidity, excessive temperatures or extreme environmental conditions, sand, excess dust and any condition outside the operating guidelines;
- Defects in appearance, cosmetic, decorative or structural items such as framing and non-operative parts.


There are no express warranties, whether written, oral or implied, other than this printed limited warranty or the mandatory warranty provided by your jurisdiction. In no event shall TCT Mobile or any of its affiliates be liable for incidental or consequential damages of any nature whatsoever, including but not limited to commercial loss, to the full extent those damages can be disclaimed by law. Some states do not allow the exclusion or limitation of incidental or consequential damages, or limitation of the duration of implied warranties, so the preceding limitations or exclusions may not apply to you.

How to obtain Support: Contact the customer care center by calling (877-702-3444) or going to www.alcatel-mobilephones.com. We have placed many self-help tools that may help you to isolate the problem and eliminate the need to send your wireless device in for service. In the case that your wireless device is no longer covered by this limited warranty due to time or condition we have other options that you may utilize our out of warranty repair options.

To obtain hardware repairs or replacement within the terms of this warranty, contact TCT Mobile to get an RMA number, include a copy of the original proof of warranty coverage (e.g. original copy of the dated bill of sale, invoice), the consumer's return address, your wireless carrier's name, alternate daytime phone number, and email address with a complete problem description. Only ship the wireless device. Do not ship the SIM card, memory cards, or any other accessories such as the power adapter. You must properly package and ship the wireless device to the repair center. TCT Mobile is not responsible for wireless devices that do not arrive at the service center. Upon receipt, the service center will verify the warranty conditions, repair, and return your wireless device to the address provided.


Troubleshooting.....

Before contacting the aftersales department, you are advised to follow the instructions below:


- You are advised to switch off the cellphone from time to time to optimize its performance.
- You are advised to fully charge () the battery for optimal operation.
- Avoid storing large amounts of data in your cellphone as this may affect the performance of your cellphone.

and carry out the following checks:

My cellphone will not switch on

- Press  until the screen comes on
- Check the battery charge level
- Check the battery contacts, remove and reinstall your battery, then turn your cellphone back on

My cellphone has not responded for several minutes

- Press the  key
- Remove the battery and re-insert it, then switch the cellphone back on

My screen is difficult to read

- Clean your screen
- Use your cellphone in accordance with the recommended conditions of use

My cellphone turns off by itself

- Check that your keypad is locked when you are not using your cellphone
- Check the battery charge level

My cellphone has a low level of autonomy

- Make sure you respected the complete charge timing (minimum 3 hours)
- After a partial charge, the battery level indicator may not be exact. Wait for at least 20 minutes after removing the charger to obtain an exact indication

My cellphone will not charge properly

- Make sure that your battery is not completely discharged; the battery charge indicator can take several minutes and may be accompanied by a quiet whistling sound
- Make sure charging is carried out under normal conditions (0°C - +40°C)
- Make sure your battery is inserted. It must be inserted before plugging in the charger
- Make sure you are using an Alcatel battery and charger
- When abroad, check that the electrical current is compatible


My cellphone will not connect to a network

- Try connecting in another location
- Verify the network coverage with your operator
- Check with your operator that your SIM card is valid
- Try selecting the available network(s) manually
- Try connecting at a later time if the network is overloaded

SIM card error

- Make sure the SIM card has been correctly inserted
- Verify with your operator that your SIM card is 3V compatible; the old 5V SIM cards cannot be used
- Make sure the chip on your SIM card is not damaged or scratched

Unable to make outgoing calls

- Make sure you have dialled a valid number and press the  key
- For international calls, check the country and area codes
- Make sure your cellphone is connected to a network, and that the network is not overloaded or unavailable
- Check your subscription status with your operator (credit, SIM card valid, etc.)
- Make sure you have not barred outgoing calls



Unable to receive incoming calls

- Make sure your cellphone is switched on and connected to a network (check for overloaded or unavailable network)
- Check your subscription status with your operator (credit, SIM card valid, etc.)
- Make sure you have not forwarded incoming calls
- Make sure that you have not barred certain calls

The caller's name does not appear when a call is received

- Check that you have subscribed to this service with your operator
- Your caller has concealed his/her number

The sound quality of the calls is not optimal

- You can adjust the volume during a call by means of the  key
- Check the radio reception icon level 

I am unable to use the features described in the manual

- Check with your operator to make sure that your subscription includes this service
- Make sure this feature does not require an Alcatel accessory

When I select a number from my directory, the number is not dialled

- Make sure that you have correctly recorded the number in your file
- Make sure that you have selected the country prefix when calling a foreign country

I am unable to add contact in my directory

- Make sure that your SIM card directory is not full; delete some files or save the files in the product directory (i.e. your professional or personal directories)

My callers are unable to leave messages on my voicemail

- Contact your network operator to check service availability



corporation

eZiText™ and Zi™ are trademarks of Zi Corporation and/or its Affiliates.

General information

- **Website:** www.alcatel-mobilephones.com
- **Facebook:** <http://www.facebook.com/alcatelonetouchtribe>
- **Twitter:** <http://www.twitter.com/Alcateltribe>
- **Hot Line Number:** In the United States, call 877-702-3444 for technical support.

On our Internet site, you will find our FAQ (Frequently Asked Questions) section. You can also contact us by e-mail to ask any questions you may have.

Your cellphone is a transceiver that operates on GSM networks with 850 and 1900 MHz bands.

Protection against theft ⁽¹⁾

Your cellphone is identified by an IMEI (cellphone serial number) shown on the packaging label and in the product's memory. We recommend that you note the number the first time you use your cellphone by entering *#06# and keep it in a safe place. It may be requested by the police or your operator if your cellphone is stolen. This number allows your cellphone to be blocked preventing a third person from using it, even with a different SIM card.

Disclaimer

There may be certain differences between the user manual description and the cellphone's operation, depending on the software release of your cellphone or specific operator services.

⁽¹⁾ Contact your network operator for service availability.